

KP-3216F3C

KP-3216SF4C

Features

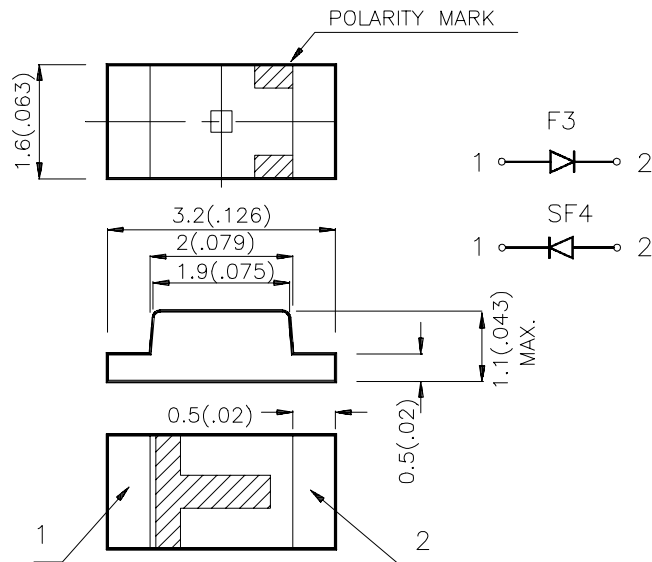
- WATER CLEAR LENS AVAILABLE.
- 3.2mmx1.6mm SMT LED, 1.1mm THICKNESS.
- HIGH POWER OUTPUT.
- PACKAGE: 2000PCS/REEL.

Description

F3 Made with Gallium Arsenide Infrared Emitting diodes.

SF4 Made with Gallium Aluminum Arsenide Infrared Emitting diodes.

Package Dimensions



Notes:

1. All dimensions are in millimeters (inches).
2. Tolerance is $\pm 0.2(0.0079)$ unless otherwise noted.
3. Lead spacing is measured where the lead emerge package.
4. Specifications are subject to change without notice.

Selection Guide

Part No.	Dice	Lens Type	Po= (mW/sr) @20mA		Viewing Angle
			Min.	Typ.	2θ1/2
KP-3216F3C	GaAs	WATER CLEAR	0.5	1.2	120°
KP-3216SF4C	GaAlAs	WATER CLEAR	0.5	1	120°

Note:

1. θ1/2 is the angle from optical centerline where the luminous intensity is 1/2 the optical centerline value.

Electrical / Optical Characteristics at T_A=25°C

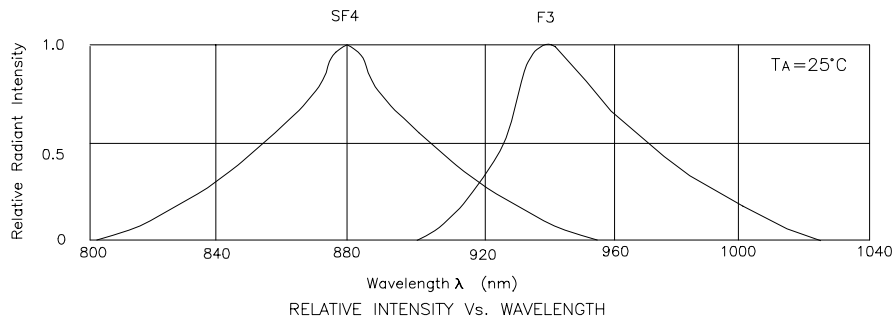
Item	P/N	Symbol	Typ.	Max.	Unit	Condition
Forward Voltage	F3 SF4	V _F	1.2 1.3	1.5 1.7	V	IF=20mA
Reverse Current	F3 SF4	I _R	-	10 10	μA	VR=5V
Capacitance	F3 SF4	C	90 90	-	pF	VF=0V, f=1MHz
Peak Spectral Wavelength	F3 SF4	λ _P	940 880	-	nm	IF=20mA
Spectral Bandwidth	F3 SF4	Δλ	50 50	-	nm	IF=20mA

Absolute Maximum Ratings at T_A=25°C

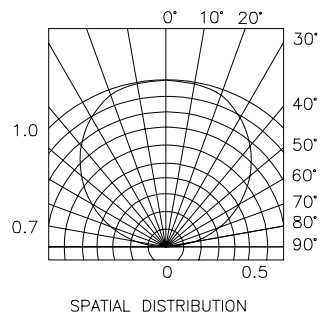
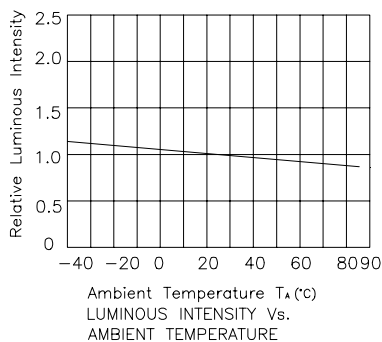
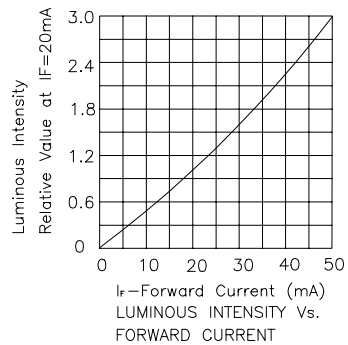
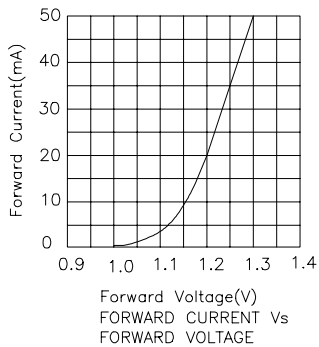
Item	Symbol	F3&SF4	Units
Power Dissipation	P _T	100	mW
Forward Current	I _F	50	mA
Peak Forward Current[1]	i _{FS}	1.2	A
Reverse Voltage	V _R	5	V
Operating Temperature	T _A	-40~ +85	°C
Storage Temperature	T _{STG}	-40~ +85	°C

Note:

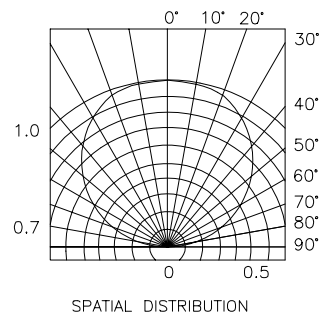
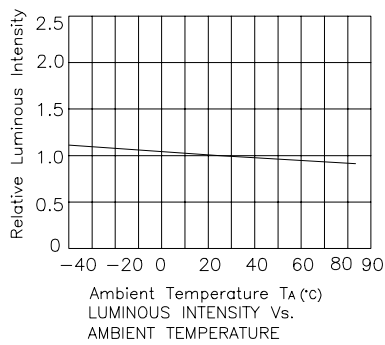
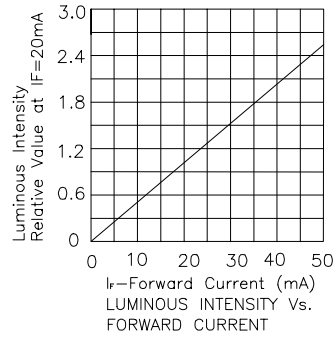
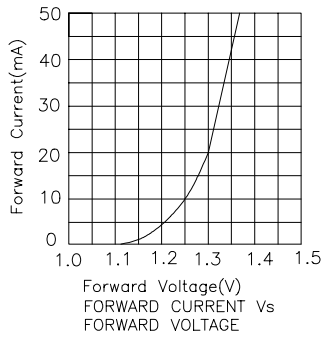
1.1/100 Duty Cycle, 10us Pluse Width.



KP-3216F3C

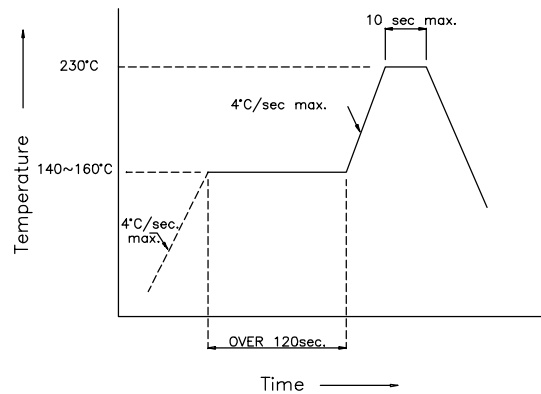


KP-3216SF4C

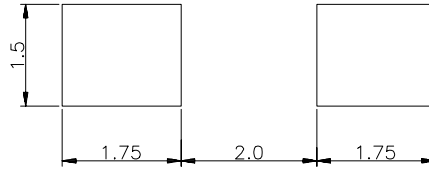


KP-3216F3C, KP-3216SF4C SMT Reflow Soldering Instructions

Number of reflow process shall be less than 2 times and cooling process to normal temperature is required between first and second soldering process.



Recommended Soldering Pattern (Units : mm)



Tape Specifications (Units : mm)

