© 2005 TE Connectivity. All Rights Reserved.

REVISIONS					
P	LTR	DESCRIPTION	DATE	DWN	APVD
	G1	REVISED PER ECO-20-015691	05NOV2020	RZ	RS

NOTES:

1. SINGLE PACK IN ACCORDANCE WITH AMP SPEC 107-3275
2. 50 TRAY PACK IN ACCORDANCE WITH AMP SPEC 107-3275
3. GOLD PLATING
4. NICKEL PLATING
5. TIN PLATING
6. RECOMMENDED SELF-TAPPING SCREW 221108-4
7. RECOMMENDED MOUNT NUT 1-1634816-0
8. RECOMMENDED LOCKWASHER 1-1634817-0
9. FOR TECHNICAL DATA REFER TO YOUR LOCAL TE CONNECTIVITY SALES OFFICE
10. ALL DIMENSIONS ARE NOMINAL FOR REFERENCE ONLY UNLESS OTHERWISE STATED

BNC ELBOW PCB SOCKET 50 OHMS WITH MOUNTING POSTS
(1-1337543-0 & 6-1337543-0)

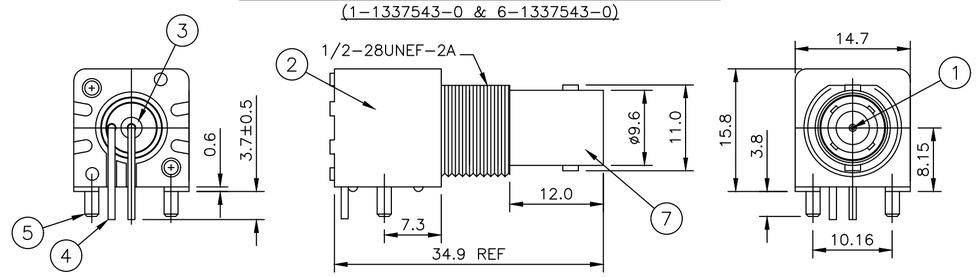

BNC ELBOW PCB SOCKET 50 OHMS WITH BOARD LOCKS
(1-1337543-1 & 6-1337543-1)

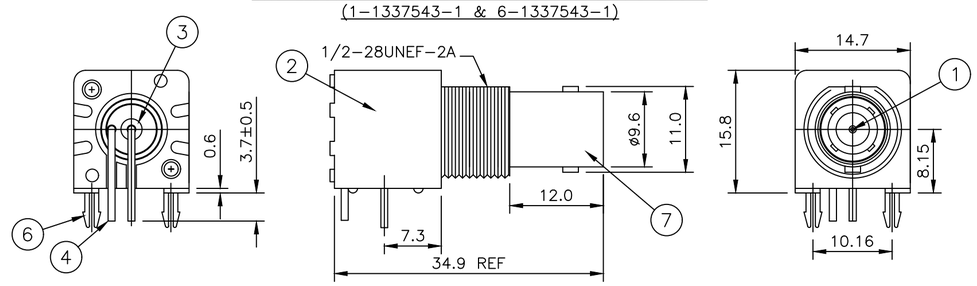

BNC ELBOW PCB SOCKET 50 OHMS WITHOUT MOUNTING POSTS
(1-1337543-2 & 6-1337543-2)

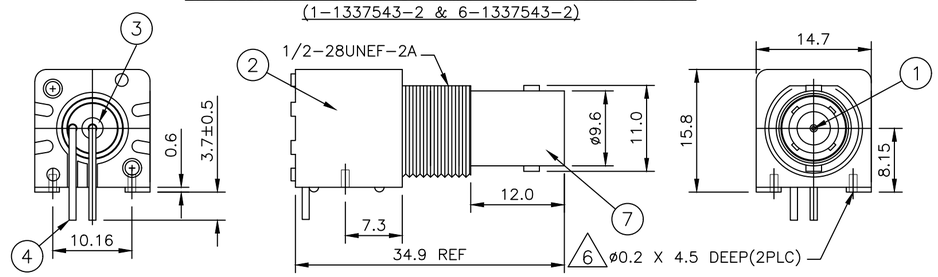

RECOMMENDED MOUNTING HOLE
MAX PANEL THICKNESS: 5.5mm

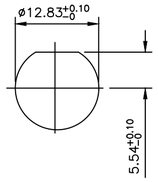

RECOMMENDED PCB LAYOUT
WITH MOUNTING POSTS OR BOARD LOCKS

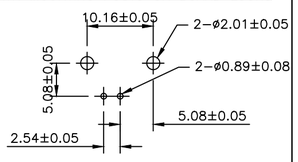

RECOMMENDED PCB LAYOUT
WITHOUT MOUNTING POSTS

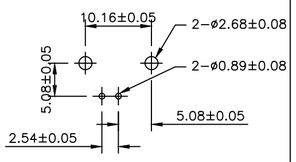

	Obsolete	Obsolete	Obsolete	Obsolete				
	1	1	1	1	1	1	ZINC DIECAST 4	BODY	7
	–	–	2	2	–	–	BRASS 5	BOARD LOCK	6
	–	–	–	–	2	2	BRASS 5	MOUNTING POST	5
	1	1	1	1	1	1	BRASS 5	SOLDER TAIL	4
	1	1	1	1	1	1	PE-606	INSULATOR	3
	1	1	1	1	1	1	PBT WHITE	HOUSING	2
	1	1	1	1	1	1	BRASS 3	CONTACT	1
	6--2	1--2	6--1	1--1	6--0	1--0	MATERIAL	DESCRIPTION	ITEM
	2	1	2	1	2	1			
	QUANTITY PER ASSY						PARTS LIST		

THIS DRAWING IS A CONTROLLED DOCUMENT.

DIMENSIONS: mm

TOLERANCES UNLESS OTHERWISE SPECIFIED:

0 PLC	±	0.5
1 PLC	±	0.3
2 PLC	±	0.2
3 PLC	±	–
4 PLC	±	–
ANGLES	±	–

MATERIAL: SEE TABLE

FINISH: SEE TABLE

DWN RITA ZUO 14 Feb 09
CHK ANSON MA 14 Feb 09
APVD BOB ZHAO 14 Feb 09
PRODUCT SPEC 108-112000
APPLICATION SPEC —
WEIGHT 0.000000

TE Connectivity

NAME: BNC R/A INSULATED PCB SOCKET 50 OHM WHITE
—

SIZE	CAGE CODE	DRAWING NO	RESTRICTED TO
A2	00779	C-1337543	—

CUSTOMER DRAWING | SCALE NTS | SHEET 1 OF 1 | REV G1

1337543