

L3WEGW	HIGH EFFICIENCY RED / GREEN
L3WSRSGW/CC	SUPER BRIGHT RED / SUPER BRIGHT GREEN
L3WSURKMGKW	HYPER RED / MEGA GREEN

Features

- UNIFORM LIGHT OUTPUT.
- LOW POWER CONSUMPTION.
- MILKY WHITE DIFFUSION LENS.
- 3 LEADS WITH ONE COMMON LEAD.
- THIRD COLOR (MIXED COLOR) AVAILABLE.
- SUPER BRIGHT VERSION AVAILABLE.
- I.C. COMPATIBLE.
- LONG LIFE - SOLID STATE RELIABILITY.

Description

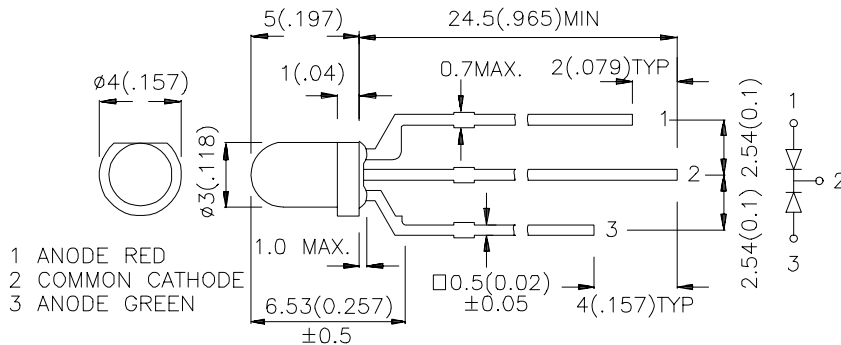
The High Efficiency Red source color devices are made with Gallium Arsenide Phosphide on Gallium Phosphide Orange Light Emitting Diode.

The Green and Super Bright Green source color devices are made with Gallium Phosphide Green Light Emitting Diode.

The Super Bright Red source color devices are made with Gallium Aluminum Arsenide Red Light Emitting Diode.

The Hyper Red and Mega Green source color devices are made with DH InGaAlP on GaAs substrate Light Emitting Diode.

Package Dimensions



Notes:

1. All dimensions are in millimeters (inches).
2. Tolerance is $\pm 0.25(0.01)$ unless otherwise noted.
3. Lead spacing is measured where the lead emerge package.
4. Specifications are subject to change without notice.

Selection Guide

Part No.	Dice	Lens Type	Iv (mcd) @ 20 mA		Viewing Angle
			Min.	Typ.	2θ1/2
L3WEGW	HIGH EFFICIENCY RED (GaAsP/GaP)	WHITE DIFFUSED	12	40	60°
	GREEN (GaP)		12	35	
L3WSRSGW/CC	SUPER BRIGHT RED (GaAlAs)	WHITE DIFFUSED	70	150	60°
	SUPER BRIGHT GREEN (GaP)		12	35	
L3WSURKMGKW	HYPER RED (InGaAlP)	WHITE DIFFUSED	110	240	60°
	MEGA GREEN (InGaAlP)		36	90	

Note:

1. θ1/2 is the angle from optical centerline where the luminous intensity is 1/2 the optical centerline value.

Electrical / Optical Characteristics at T_A=25°C

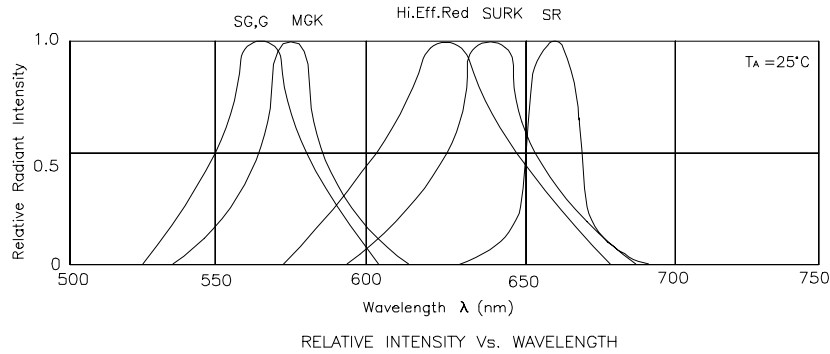
Symbol	Parameter	Device	Typ.	Max.	Units	Test Conditions
λ _{peak}	Peak Wavelength	High Efficiency Red Green Super Bright Red Super Bright Green Hyper Red Mega Green	627 565 660 565 640 574		nm	IF=20mA
λ _D	Dominate Wavelength	High Efficiency Red Green Super Bright Red Super Bright Green Hyper Red Mega Green	625 568 640 568 630 570		nm	IF=20mA
Δλ _{1/2}	Spectral Line Halfwidth	High Efficiency Red Green Super Bright Red Super Bright Green Hyper Red Mega Green	45 30 20 30 28 20		nm	IF=20mA
C	Capacitance	High Efficiency Red Green Super Bright Red Super Bright Green Hyper Red Mega Green	15 15 45 15 35 15		pF	VF=0V;f=1MHz
V _F	Forward Voltage	High Efficiency Red Green Super Bright Red Super Bright Green Hyper Red Mega Green	2.0 2.2 1.85 2.2 1.95 2.1	2.5 2.5 2.5 2.5 2.5 2.5	V	IF=20mA
I _R	Reverse Current	All		10	μA	VR = 5V

Absolute Maximum Ratings at $T_A=25^\circ\text{C}$

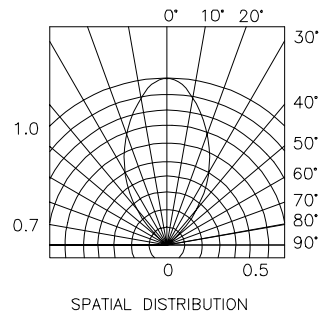
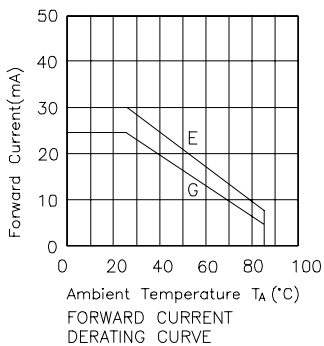
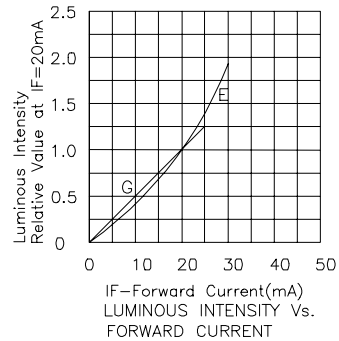
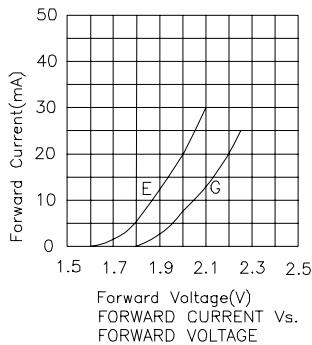
Parameter	High Efficiency Red	Green	Super Bright Red	Super Bright Green	Hyper Red	Mega Green	Units
Power dissipation	105	105	100	105	170	105	mW
DC Forward Current	30	25	30	25	30	30	mA
Peak Forward Current [1]	160	140	155	140	185	205	mA
Reverse Voltage	5	5	5	5	5	5	V
Operating/Storage Temperature	-40°C To +85°C						
Lead Solder Temperature [2]	260°C For 5 Seconds						

Notes:

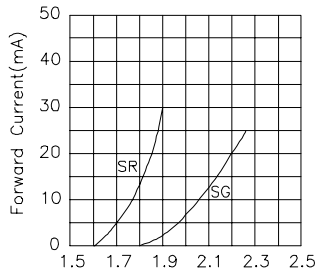
- 1/10 Duty Cycle, 0.1ms Pulse Width.
2. 4mm below package base.



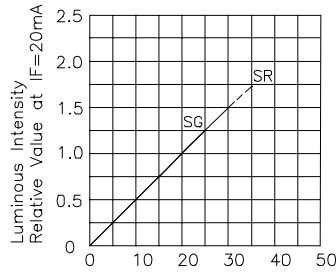
High Efficiency Red / Green L3WEGW



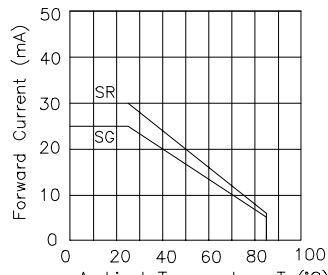
Super Bright Red / Super Bright Green L3WSRSGW/CC



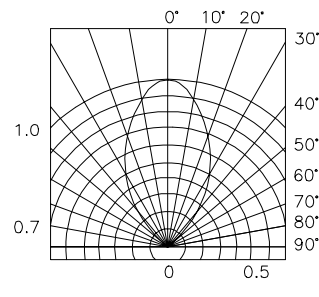
Forward Voltage(V)
FORWARD CURRENT Vs
FORWARD VOLTAGE



IF-Forward Current (mA)
LUMINOUS INTENSITY Vs.
FORWARD CURRENT

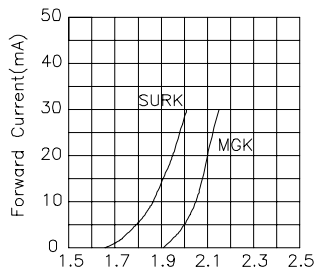


Ambient Temperature T_a (°C)
FORWARD CURRENT
DERATING CURVE

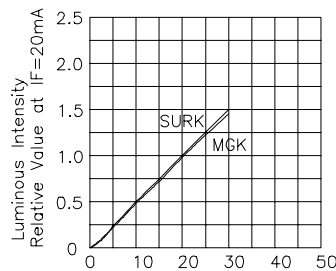


SPATIAL DISTRIBUTION

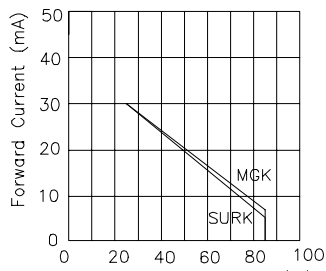
Hyper Red / Mega Green L3WSURKMGKW



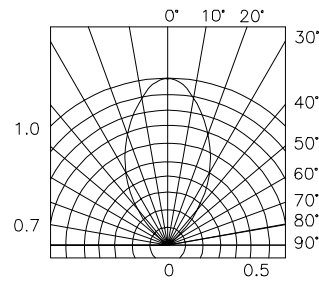
Forward Voltage(V)
FORWARD CURRENT Vs
FORWARD VOLTAGE



IF-Forward Current (mA)
LUMINOUS INTENSITY Vs.
FORWARD CURRENT



Ambient Temperature T_a (°C)
FORWARD CURRENT
DERATING CURVE



SPATIAL DISTRIBUTION